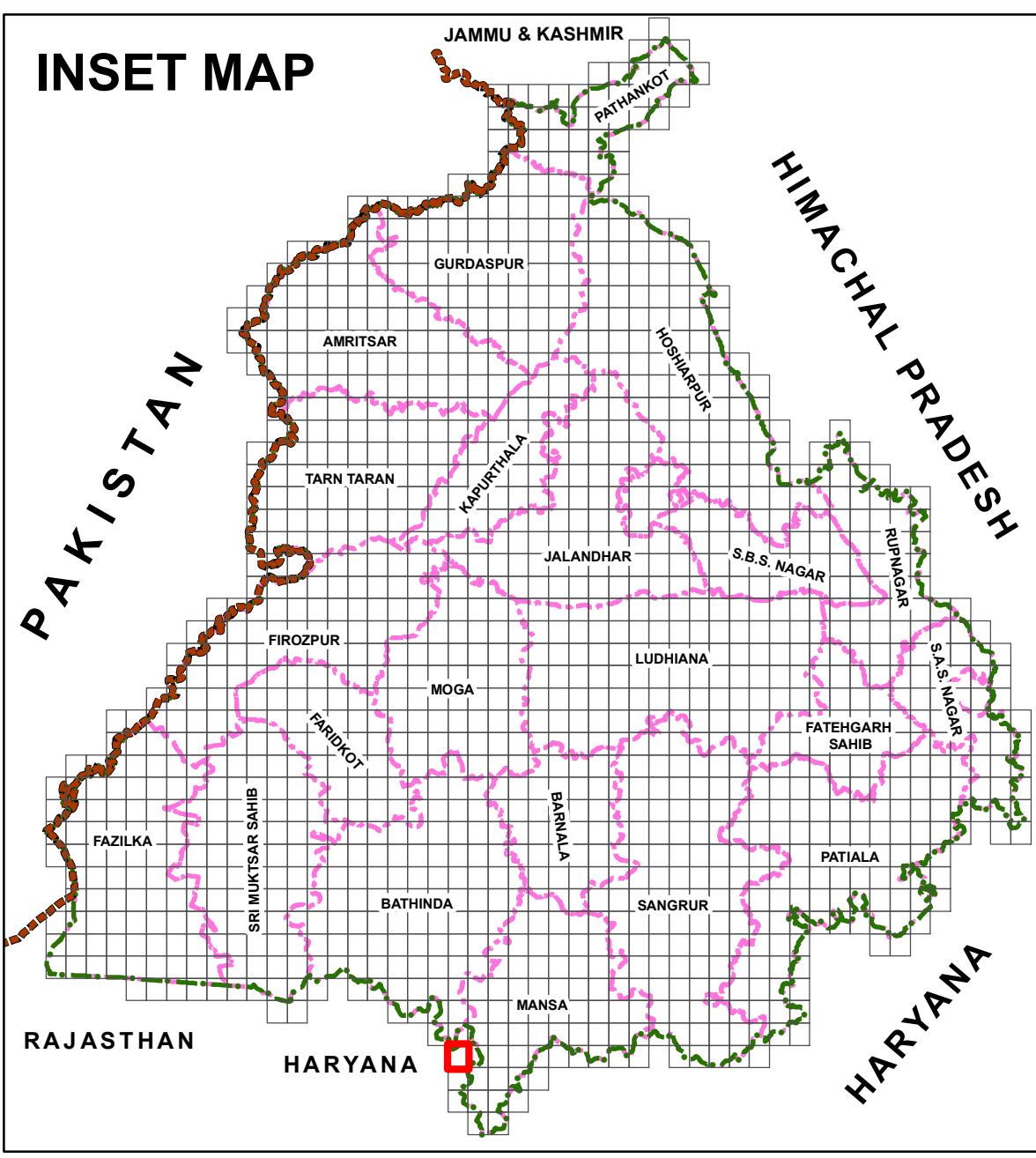




MAP NO : 12



LEGEND

	INTERNATIONAL BOUNDARY		DISTRICT ROAD
	STATE BOUNDARY		VILLAGE ROAD
	DISTRICT BOUNDARY		MAIN CANAL
	BLOCK BOUNDARY		BRANCH CANAL
	VILLAGE BOUNDARY		DISTRIBUTARY CANAL
	RAILWAY LINE		MAJOR RIVER
	NATIONAL HIGHWAY		CITY / TOWN / VILLAGE
	STATE HIGHWAY		



Prepared By:
PUNJAB REMOTE SENSING CENTRE, LUDHIANA - 141004
 Tel: 0161-2303484, Fax: 0161-2303483, Email:- contact@prsc.gov.in



For:
Department of Agriculture, Punjab
Kheti Bhawan, Phase-6
S.A.S. Nagar Mohali.
 Te: 0172-2970602-12
 email: directoragriculturepunjab@gmail.com

